


Number of contacts

4/0, 4/2 +



Inserts

| Identification | Series | Part No. | | Drawing | Dimensions in mm |
|----------------|--------|-----------------|-------------------|---------|------------------|
| | | Male insert (M) | Female insert (F) | | |

Screw terminal

Han® K

4/0

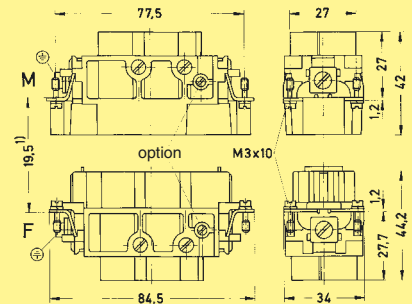
09 38 006 2611

09 38 006 2711

4/2

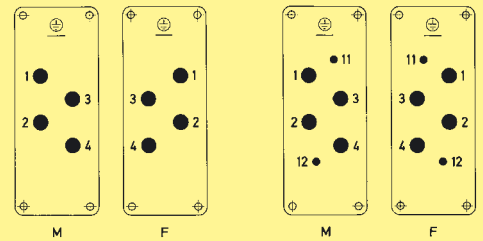
09 38 006 2601

09 38 006 2701



¹⁾ Distance for contact max. 21 mm

Contact arrangement View from termination side




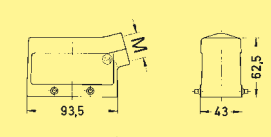
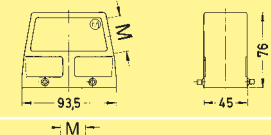
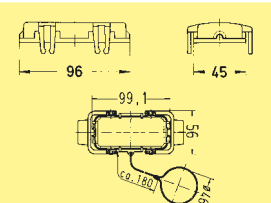
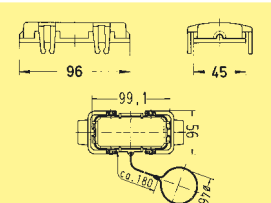

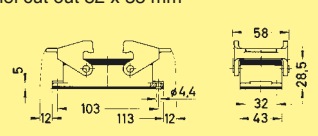

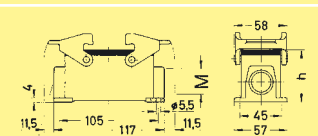


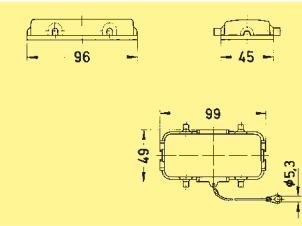

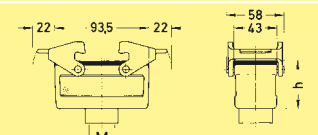

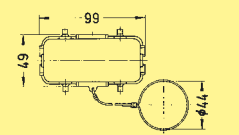


Han® K 4/0

Han® K 4/2

Han
Com

Hand / DD

| Identification | Part No. | | | Drawing | Dimensions in mm | | | | | | | |
|---|---|--|---|--|---|--------------------------------------|---|------------------|----|-------------------|----|--|
| | Low construction | High construction | M | | | | | | | | | |
| Hoods Hoods side-entry  Hoods top-entry  Protection covers for housings thermoplastic/metal  | 19 30 016 1521 19 30 016 1522 | 19 30 016 0527 19 30 016 0528 | 25 32 32 40 |    | 62,5 43 76 45 | | | | | | | |
| | 09 30 016 5401 09 30 016 5422 | | | |  | 96 45 99,1 95 180 120 | | | | | | |
| | Housing bulkhead mounting  | 09 30 016 0301 | | — | Panel cut out 82 x 35 mm  | 58 29,5 32 43 | | | | | | |
| | Housings surface mounting 1 side-entry  | 19 30 016 1231 | 19 30 016 0232 | 25 32 |  | 58 45 57 | | | | | | |
| | Housings surface mounting 2 side-entries  | 19 30 016 1271 | 19 30 016 0271 19 30 016 0272 19 30 016 0273 | 25 32 40 | Blind way for one cable entry <table border="1"> <thead> <tr> <th></th> <th>h</th> </tr> </thead> <tbody> <tr> <td>Low construction</td> <td>56</td> </tr> <tr> <td>High construction</td> <td>81</td> </tr> </tbody> </table> | | h | Low construction | 56 | High construction | 81 | 11,5 105 117 44,4 11,5 58 43 |
| | | h | | | | | | | | | | |
| Low construction | 56 | | | | | | | | | | | |
| High construction | 81 | | | | | | | | | | | |
| Protection covers for housings bulkhead mounting thermoplastic/metal  | 09 30 016 5405 09 30 016 5425 | | |  | 96 45 99 49 45,3 | | | | | | | |
| Hoods cable to cable  | 19 30 016 1731 | 19 30 016 0736 19 30 016 0737 | 25 32 |  | 22 93,5 22 58 43 h | | | | | | | |
| Protection cover for hoods cable to cable metal  | 09 30 016 5426 | | |  | 99 49 44,4 | | | | | | | |

| Identification | Part No. | | | Drawing | Dimensions in mm | |
|----------------|---------------------------------------|--|--|----------|------------------------------|--|
| | Low construction | High construction | M | | | |
| Hoods | Hoods side-entry | 19 30 016 1541 19 30 016 1542 | | 25 32 | | |
| | | | 19 30 016 0547 19 30 016 0548 | 32 40 | | |
| | Hoods top-entry | 19 30 016 1441 19 30 016 1442 | | 25 32 | | |
| | | | 19 30 016 0447 19 30 016 0448 | 32 40 | | |
| Housings | Housings bulkhead mounting | 09 30 016 0307 | | — | Panel cut out 82 x 35 mm | |
| | | with thermo-plastic cover 09 30 016 0306 | | — | | |
| | | with metal cover 09 30 016 0318 | | — | | |
| | Housings surface mounting | 1 side-entry 19 30 016 1251 | 19 30 016 0252 | 25 32 | | |
| | | 2 side-entries 19 30 016 1291 | 19 30 016 0291 19 30 016 0292 | 25 32 | | |
| | | with thermo-plastic cover 1 side-entry 19 30 016 1256 | | 25 | | |
| | | with thermo-plastic cover 2 side-entries 19 30 016 1296 | with thermo-plastic cover 19 30 016 0297 | 25 32 | | |
| | | with metal cover 2 side-entries 19 30 016 2296 | 19 30 016 7297 | 25 32 | | |
| | Hoods cable to cable | 19 30 016 1751 | 19 30 016 0757 | 25 32 | | |

Han D/DD

1) Blind way for one cable entry

| | |
|-------------------|----|
| | h |
| Low construction | 56 |
| High construction | 81 |

| | |
|-------------------|------|
| | h |
| Low construction | 47.5 |
| High construction | 78.5 |