


Number of contacts

80+




Inserts

Han D/DD

Identification	Series	Part No.		Drawing	Dimensions in mm
		Male insert (M)	Female insert (F)		

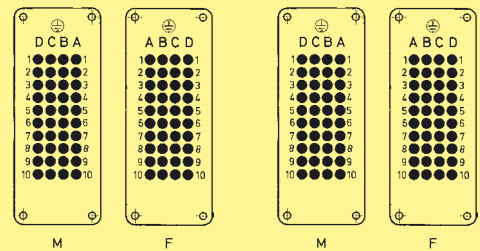
**Crimp terminal**  
Order crimp contacts separately




Han D®			
	1-40	<b>09 21 040 3001</b>	<b>09 21 040 3101</b>
	1-40	<b>09 21 040 3001</b>	<b>09 21 040 3101</b>

Dimensions for inserts see page 02.28.

Contact arrangement View from termination side

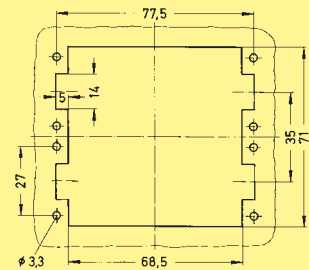


**Wrap terminal**  
1 x 1 mm



Han D®			
	1-40	<b>09 21 040 2601</b>	<b>09 21 040 2701</b>
	1-40	<b>09 21 040 2601</b>	<b>09 21 040 2701</b>

Panel cut out for inserts for use without hoods/housings



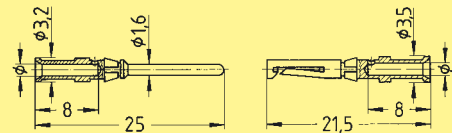
Identification	Wire gauge (mm²)	Part No.		Drawing	Dimensions in mm
		Male contacts	Female contacts		

**Crimp contacts**

silver plated



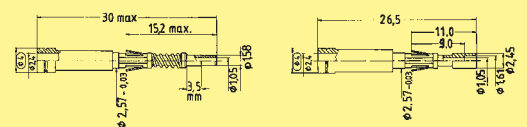
0.14-0.37 0.5 0.75 1.0 1.5 2.5	<b>09 15 000 6104</b>	<b>09 15 000 6204</b>
	<b>09 15 000 6103</b>	<b>09 15 000 6203</b>
	<b>09 15 000 6105</b>	<b>09 15 000 6205</b>
	<b>09 15 000 6102</b>	<b>09 15 000 6202</b>
	<b>09 15 000 6101</b>	<b>09 15 000 6201</b>
	<b>09 15 000 6106</b>	<b>09 15 000 6206</b>
0.14-0.37 0.5 0.75 1.0 1.5 2.5	<b>09 15 000 6124</b>	<b>09 15 000 6224</b>
	<b>09 15 000 6123</b>	<b>09 15 000 6223</b>
	<b>09 15 000 6125</b>	<b>09 15 000 6225</b>
	<b>09 15 000 6122</b>	<b>09 15 000 6222</b>
	<b>09 15 000 6121</b>	<b>09 15 000 6221</b>
	<b>09 15 000 6126</b>	<b>09 15 000 6226</b>



Wire gauge	ø	Stripping length
0.14-0.37 mm²	0.90 mm	8 mm
0.5 mm²	1.10 mm	8 mm
0.75 mm²	1.30 mm	8 mm
1 mm²	1.45 mm	8 mm
1.5 mm²	1.75 mm	8 mm
2.5 mm²	2.25 mm	6 mm


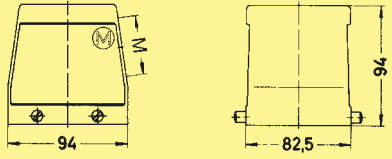

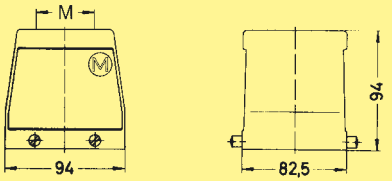
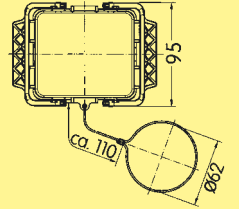
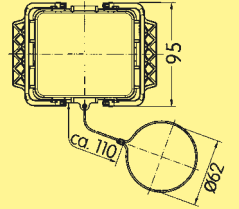

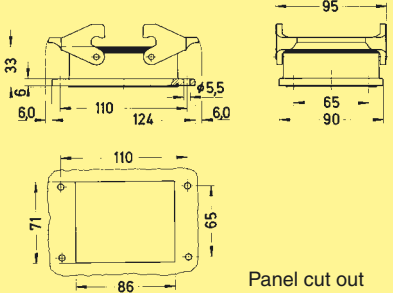

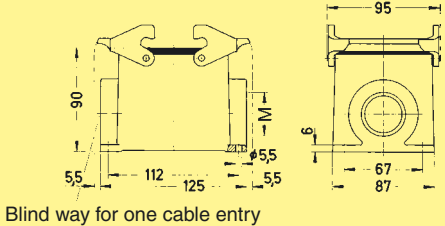

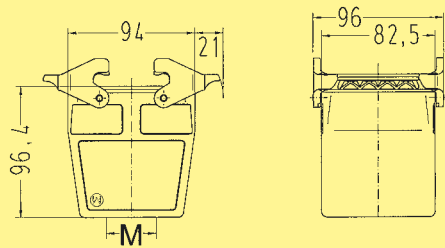
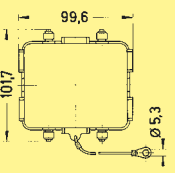
**FOC contacts**  
for 1 mm plastic fibre

	<b>20 10 001 3212</b>	<b>20 10 001 3222</b>
--	-----------------------	-----------------------



Stock items in bold type

Hand/DD

Identification	Part No.	M	Drawing	Dimensions in mm	
Hoods	Hoods side-entry 	<b>19 30 032 0527</b> <b>19 30 032 0528</b> 19 30 032 0529	32 40 50		
	Hoods top-entry 	<b>19 30 032 0427</b> <b>19 30 032 0428</b>	32 40		
	Protection cover for hoods 	<b>09 30 032 5420</b>	—		
Housings	Housing bulkhead mounting 	<b>09 30 032 0301</b>	—		
	Housings surface mounting 	<b>19 30 032 0232</b> <b>19 30 032 0272</b> <b>19 30 032 0273</b>	1 x 32 2 x 32 2 x 40		
	Hoods cable to cable 	<b>19 30 032 0738</b>	2 x 40		
	Protection covers for housings 	<b>09 30 032 5425</b>	—	