

Number of contacts

64+



Han  
D/DD

Inserts

Identification	Series	Part No.		Drawing	Dimensions in mm
		Male insert (M)	Female insert (F)		

**Crimp contacts**

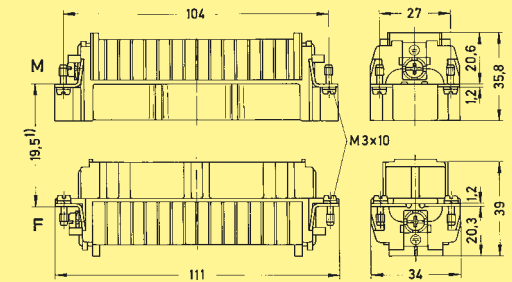
Order crimp contacts separately



Han D®

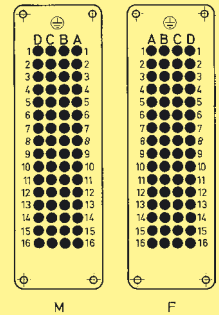
**09 21 064 3001**

**09 21 064 3101**



1) Distance for contact max. 21 mm

**Contact arrangement**  
View from termination side




Panel cut out for inserts for use without hoods/housings



**Wrap terminal**

1 x 1 mm



Han D®

**09 21 064 2601**

**09 21 064 2701**

Identification	Wire gauge (mm <sup>2</sup> )	Part No.		Drawing	Dimensions in mm
		Male contacts	Female contacts		

**Crimp contacts**

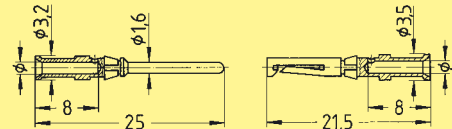
silver plated



0.14-0.37  
0.5  
0.75  
1.0  
1.5  
2.5

**09 15 000 6104**  
**09 15 000 6103**  
**09 15 000 6105**  
**09 15 000 6102**  
**09 15 000 6101**  
**09 15 000 6106**

**09 15 000 6204**  
**09 15 000 6203**  
**09 15 000 6205**  
**09 15 000 6202**  
**09 15 000 6201**  
**09 15 000 6206**



gold plated



0.14-0.37  
0.5  
0.75  
1.0  
1.5  
2.5

**09 15 000 6124**  
**09 15 000 6123**  
**09 15 000 6125**  
**09 15 000 6122**  
**09 15 000 6121**  
**09 15 000 6126**

**09 15 000 6224**  
**09 15 000 6223**  
**09 15 000 6225**  
**09 15 000 6222**  
**09 15 000 6221**  
**09 15 000 6226**

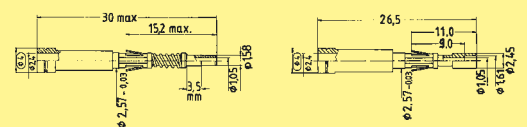
Wire gauge	φ	Stripping length
0.14-0.37 mm <sup>2</sup>	AWG 26-22	0.90 mm
0.5 mm <sup>2</sup>	AWG 20	1.10 mm
0.75 mm <sup>2</sup>	AWG 18	1.30 mm
1 mm <sup>2</sup>	AWG 18	1.45 mm
1.5 mm <sup>2</sup>	AWG 16	1.75 mm
2.5 mm <sup>2</sup>	AWG 14	2.25 mm

**FOC contacts**

for 1 mm plastic fibre

**20 10 001 3212**

**20 10 001 3222**


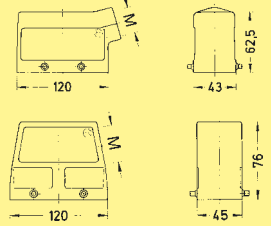

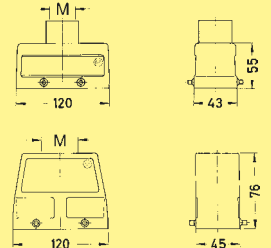

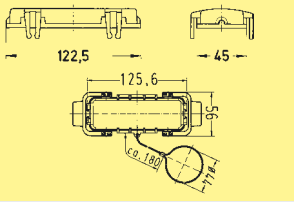

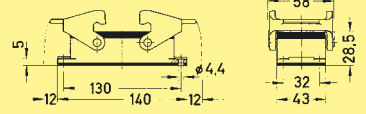

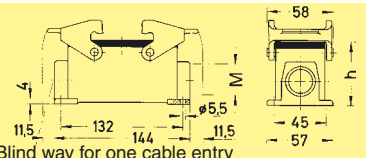

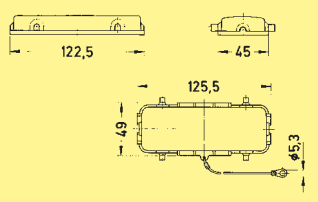

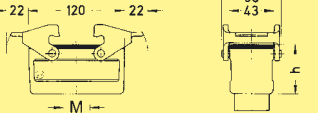

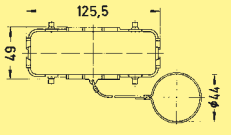


Stock items in bold type

Identification	Part No.			Drawing	Dimensions in mm						
	Low construction	High construction	M								
Hoods	<b>Hoods side-entry</b> 	<b>19 30 024 1541</b> <b>19 30 024 1542</b>		25 32							
			<b>19 30 024 0547</b> <b>19 30 024 0548</b>	32 40							
	<b>Hoods top-entry</b> 	<b>19 30 024 1442</b>	<b>19 30 024 0447</b>	32							
			<b>19 30 024 0448</b>	40							
Housings	<b>Housings bulkhead mounting</b> 	<b>09 30 024 0307</b> with thermo-plastic cover <b>09 30 024 0304</b> with metal cover <b>09 30 024 0318</b>		— — —	Panel cut out 108 x 35 mm 						
	<b>Housings</b> 	1 side-entry	<b>19 30 024 1251</b>		25						
		2 side-entries	<b>19 30 024 1291</b>	<b>19 30 024 0292</b>	25 32						
		1 side-entry	with thermoplastic cover <b>19 30 024 1256</b>		25						
		2 side-entries	with thermoplastic cover <b>19 30 024 1296</b>	with thermoplastic cover <b>19 30 024 0297</b>	25 32						
		2 side-entries	with metal cover <b>19 30 024 2296</b>	<b>19 30 024 7297</b>	25 32						
	<b>Hoods cable to cable</b> 		<b>19 30 024 1752</b>	<b>19 30 024 0757</b>	32						
						<table border="1"> <tr><td></td><td>h</td></tr> <tr><td>Low construction</td><td>57.5</td></tr> <tr><td>High construction</td><td>78.5</td></tr> </table>		h	Low construction	57.5	High construction
		h									
	Low construction	57.5									
High construction	78.5										

Han  
D/DD

Han  
D/DD

Identification	Part No.			Drawing	Dimensions in mm						
	Low construction	High construction	M								
Hoods	<b>Hoods side-entry</b> 	<b>19 30 024 1521</b> <b>19 30 024 1522</b>	<b>19 30 024 0527</b> <b>19 30 024 0528</b>	25 32  32 40							
	<b>Hoods top-entry</b> 	<b>19 30 024 1422</b>	<b>19 30 024 0427</b>  <b>19 30 024 0428</b>	32  40							
	<b>Protection covers for hoods thermoplastic/metal</b> 	<b>09 30 024 5401</b>  <b>09 30 024 5422</b>									
Housings	<b>Housing bulkhead mounting</b> 	<b>09 30 024 0301</b>		—	Panel cut out 108 x 35 mm 						
	<b>Housings surface mounting</b> 	<b>19 30 024 1231</b>  <b>19 30 024 1271</b>	<b>19 30 024 0232</b>  <b>19 30 024 0272</b> <b>19 30 024 0273</b>	25 32  25 32 40	Blind way for one cable entry  <table border="1"> <thead> <tr> <th></th> <th>h</th> </tr> </thead> <tbody> <tr> <td>Low construction</td> <td>56</td> </tr> <tr> <td>High construction</td> <td>81</td> </tr> </tbody> </table>		h	Low construction	56	High construction	81
		h									
	Low construction	56									
	High construction	81									
	<b>Protection covers for housings bulkhead/surface mounting thermoplastic/metal</b> 	<b>09 30 024 5405</b>  <b>09 30 024 5425</b>									
	<b>Hoods cable to cable</b> 	<b>19 30 024 1732</b>	<b>19 30 024 0737</b>	32	 <table border="1"> <thead> <tr> <th></th> <th>h</th> </tr> </thead> <tbody> <tr> <td>Low construction</td> <td>57.5</td> </tr> <tr> <td>High construction</td> <td>78.5</td> </tr> </tbody> </table>		h	Low construction	57.5	High construction	78.5
	h										
Low construction	57.5										
High construction	78.5										
<b>Protection cover for hoods metal</b> 	<b>09 30 024 5426</b>										

Stock items in bold type