


Number of contacts

50+



Inserts

Han D/DD

Identification	Series	Part No.		Drawing	Dimensions in mm
		Male insert (M)	Female insert (F)		

Crimp terminal

Order crimp contacts separately



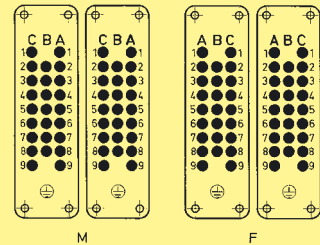
Han D[®]
1-25
1-25

09 21 025 3001
09 21 025 3001

09 21 025 3101
09 21 025 3101


Dimensions for inserts see page 02.18.

Contact arrangement View from termination side



Wrap terminal

1 x 1 mm

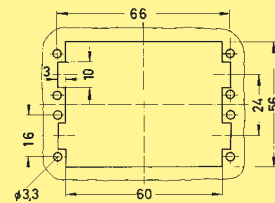


Han D[®]
1-25
1-25

09 21 025 2601
09 21 025 2601

09 21 025 2701
09 21 025 2701

Panel cut out for inserts for use without hoods/housings



Identification	Wire gauge (mm ²)	Part No.		Drawing	Dimensions in mm
		Male contacts	Female contacts		

Crimp contacts

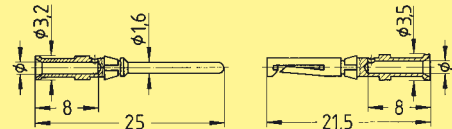
silver plated



0.14-0.37
0.5
0.75
1.0
1.5
2.5

09 15 000 6104
09 15 000 6103
09 15 000 6105
09 15 000 6102
09 15 000 6101
09 15 000 6106

09 15 000 6204
09 15 000 6203
09 15 000 6205
09 15 000 6202
09 15 000 6201
09 15 000 6206



gold plated



0.14-0.37
0.5
0.75
1.0
1.5
2.5

09 15 000 6124
09 15 000 6123
09 15 000 6125
09 15 000 6122
09 15 000 6121
09 15 000 6126

09 15 000 6224
09 15 000 6223
09 15 000 6225
09 15 000 6222
09 15 000 6221
09 15 000 6226

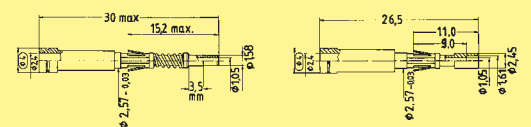
Wire gauge	ø	Stripping length	
0.14-0.37 mm ²	AWG 26-22	0.90 mm	8 mm
0.5 mm ²	AWG 20	1.10 mm	8 mm
0.75 mm ²	AWG 18	1.30 mm	8 mm
1 mm ²	AWG 18	1.45 mm	8 mm
1.5 mm ²	AWG 16	1.75 mm	8 mm
2.5 mm ²	AWG 14	2.25 mm	6 mm

FOC contacts

for 1 mm plastic fibre


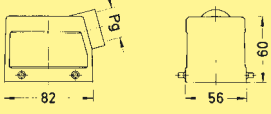

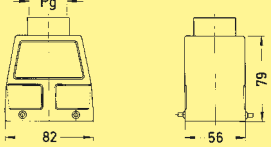



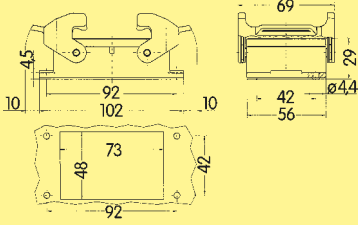

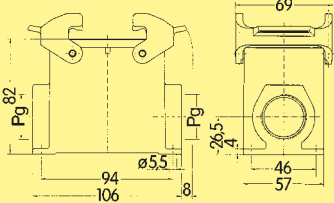


20 10 001 3212

20 10 001 3222



Stock items in bold type

with 2 levers on the housing for 2 inserts

Identification	Part No.		Pg	Drawing	Dimensions in mm
	Low construction	High construction			
Hoods side-entry 	09 20 032 1520		21		
			09 20 032 0520 09 20 032 0521		21 29
Hoods top-entry 		09 20 032 0420 09 20 032 0421	21 29		
	Protection cover 		09 20 032 5401		
Housing bulkhead mounting 		09 20 032 0301	-	 <p>Panel cut out</p>	
Housings surface mounting 		09 20 032 0230 09 20 032 0231	1 x 21 1 x 29		
			09 20 032 0270 09 20 032 0271	2 x 21 2 x 29	Blind way for one cable entry
Protection cover 		09 20 032 5405			

Stock items in bold type