



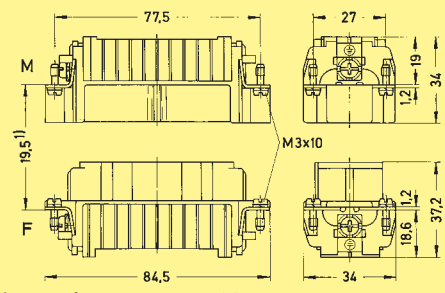



Number of contacts



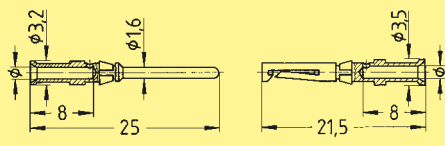
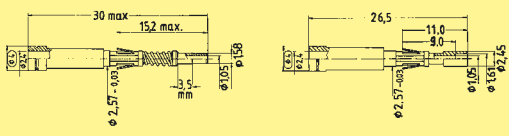
40+



Han  
D/DD

Inserts

Identification	Series	Part No.		Drawing	Dimensions in mm
		Male insert (M)	Female insert (F)		
<b>Crimp terminal</b> Order crimp contacts separately 	Han D®	<b>09 21 040 3001</b>	<b>09 21 040 3101</b>	 <p>1) Distance for contact max. 21 mm</p> <p><b>Contact arrangement</b> View from termination side</p> 	
<b>Wrap terminal</b> 1 x 1 mm 	Han D®	<b>09 21 040 2601</b>	<b>09 21 040 2701</b>	<p>Panel cut out for inserts for use without hoods/housings</p> 	

Identification	Wire gauge (mm²)	Part No.		Drawing	Dimensions in mm																					
		Male contacts	Female contacts																							
<b>Crimp contacts</b>  silver plated   gold plated 	0.14-0.37 0.5 0.75 1.0 1.5 2.5  0.14-0.37 0.5 0.75 1.0 1.5 2.5	<b>09 15 000 6104</b> <b>09 15 000 6103</b> <b>09 15 000 6105</b> <b>09 15 000 6102</b> <b>09 15 000 6101</b> <b>09 15 000 6106</b>  <b>09 15 000 6124</b> <b>09 15 000 6123</b> <b>09 15 000 6125</b> <b>09 15 000 6122</b> <b>09 15 000 6121</b> <b>09 15 000 6126</b>	<b>09 15 000 6204</b> <b>09 15 000 6203</b> <b>09 15 000 6205</b> <b>09 15 000 6202</b> <b>09 15 000 6201</b> <b>09 15 000 6206</b>  <b>09 15 000 6224</b> <b>09 15 000 6223</b> <b>09 15 000 6225</b> <b>09 15 000 6222</b> <b>09 15 000 6221</b> <b>09 15 000 6226</b>		<table border="1"> <thead> <tr> <th>Wire gauge</th> <th>ø</th> <th>Stripping length</th> </tr> </thead> <tbody> <tr> <td>0.14-0.37 mm²</td> <td>AWG 26-22</td> <td>0.90 mm</td> </tr> <tr> <td>0.5 mm²</td> <td>AWG 20</td> <td>1.10 mm</td> </tr> <tr> <td>0.75 mm²</td> <td>AWG 18</td> <td>1.30 mm</td> </tr> <tr> <td>1 mm²</td> <td>AWG 18</td> <td>1.45 mm</td> </tr> <tr> <td>1.5 mm²</td> <td>AWG 16</td> <td>1.75 mm</td> </tr> <tr> <td>2.5 mm²</td> <td>AWG 14</td> <td>2.25 mm</td> </tr> </tbody> </table>	Wire gauge	ø	Stripping length	0.14-0.37 mm²	AWG 26-22	0.90 mm	0.5 mm²	AWG 20	1.10 mm	0.75 mm²	AWG 18	1.30 mm	1 mm²	AWG 18	1.45 mm	1.5 mm²	AWG 16	1.75 mm	2.5 mm²	AWG 14	2.25 mm
Wire gauge	ø	Stripping length																								
0.14-0.37 mm²	AWG 26-22	0.90 mm																								
0.5 mm²	AWG 20	1.10 mm																								
0.75 mm²	AWG 18	1.30 mm																								
1 mm²	AWG 18	1.45 mm																								
1.5 mm²	AWG 16	1.75 mm																								
2.5 mm²	AWG 14	2.25 mm																								
<b>FOC contacts</b> for 1 mm plastic fibre		<b>20 10 001 3212</b>	<b>20 10 001 3222</b>																							

Stock items in bold type

Identification	Part No.			Drawing	Dimensions in mm
	Low construction	High construction	M		
Hoods	<b>Hoods side-entry</b> 	<b>19 30 016 1541</b> 19 30 016 1542		25 32	
			<b>19 30 016 0547</b> <b>19 30 016 0548</b>	32 40	
	<b>Hoods top-entry</b> 	<b>19 30 016 1441</b> 19 30 016 1442		25 32	
			<b>19 30 016 0447</b> <b>19 30 016 0448</b>	32 40	
Housings	<b>Housings bulkhead mounting</b> 	<b>09 30 016 0307</b>		—	Panel cut out 82 x 35 mm 
		with thermo-plastic cover <b>09 30 016 0306</b>		—	
		with metal cover <b>09 30 016 0318</b>		—	
	<b>Housings surface mounting</b> 	1 side-entry <b>19 30 016 1251</b>	<b>19 30 016 0252</b>	25 32	
		2 side-entries <b>19 30 016 1291</b>	<b>19 30 016 0291</b> <b>19 30 016 0292</b>	25 32	
		with thermo-plastic cover 1 side-entry <b>19 30 016 1256</b>		25	
		with thermo-plastic cover 2 side-entries <b>19 30 016 1296</b>	with thermo-plastic cover <b>19 30 016 0297</b>	25 32	
		with metal cover 2 side-entries <b>19 30 016 2296</b>	19 30 016 7297	25 32	
	<b>Hoods cable to cable</b> 	<b>19 30 016 1751</b>	<b>19 30 016 0757</b>	25 32	




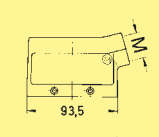
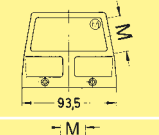
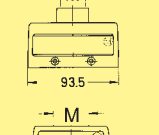
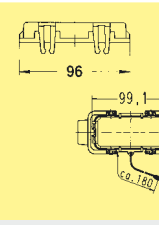

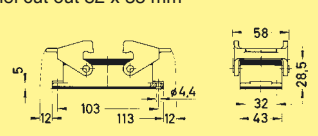

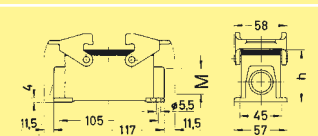


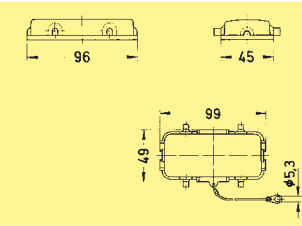

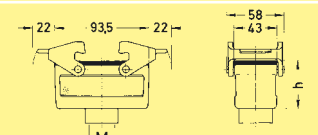

Han  
D/DD

1) Blind way for one cable entry

	h
Low construction	56
High construction	81

	h
Low construction	47.5
High construction	78.5

Hand / DD

Identification	Part No.			Drawing	Dimensions in mm							
	Low construction	High construction	M									
<b>Hoods</b>  Hoods side-entry   Hoods top-entry   Protection covers for housings thermoplastic/metal 	<b>19 30 016 1521</b> <b>19 30 016 1522</b>	<b>19 30 016 0527</b> <b>19 30 016 0528</b>	25 32  32 40	   	62,5 43  76 45  45 43  96 45 99,1 95 180 120							
	<b>09 30 016 5401</b>  <b>09 30 016 5422</b>											
	<b>Housing bulkhead mounting</b> 	<b>09 30 016 0301</b>		—	Panel cut out 82 x 35 mm 							
	<b>Housings surface mounting</b> 1 side-entry 	<b>19 30 016 1231</b>	<b>19 30 016 0232</b>	25 32								
	2 side-entries 	<b>19 30 016 1271</b>	<b>19 30 016 0271</b> <b>19 30 016 0272</b> <b>19 30 016 0273</b>	25 32 40	Blind way for one cable entry <table border="1"> <thead> <tr> <th></th> <th>h</th> </tr> </thead> <tbody> <tr> <td>Low construction</td> <td>56</td> </tr> <tr> <td>High construction</td> <td>81</td> </tr> </tbody> </table>		h	Low construction	56	High construction	81	
		h										
Low construction	56											
High construction	81											
<b>Protection covers for housings bulkhead mounting thermoplastic/metal</b> 	<b>09 30 016 5405</b>  <b>09 30 016 5425</b>											
<b>Hoods cable to cable</b> 	<b>19 30 016 1731</b>	<b>19 30 016 0736</b> <b>19 30 016 0737</b>	25 32		<table border="1"> <thead> <tr> <th></th> <th>h</th> </tr> </thead> <tbody> <tr> <td>Low construction</td> <td>47.5</td> </tr> <tr> <td>High construction</td> <td>78.5</td> </tr> </tbody> </table>		h	Low construction	47.5	High construction	78.5	
	h											
Low construction	47.5											
High construction	78.5											
<b>Protection cover for hoods cable to cable metal</b> 	<b>09 30 016 5426</b>			