


Number of contacts

32 +



Inserts

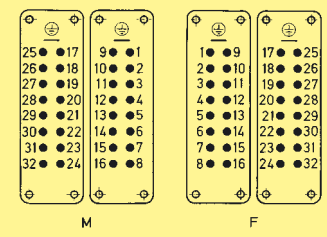
Identification	Series	Part No.		Drawing	Dimensions in mm
		Male insert (M)	Female insert (F)		

Screw terminal

Han A®	1-16	09 20 016 2612	09 20 016 2812
	17-32	09 20 016 2613	09 20 016 2813

Dimensions for inserts see page 01.16

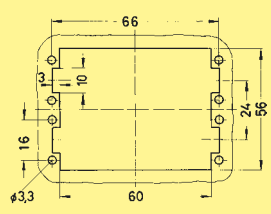
Contact arrangement View from termination side



Crimp terminal
Order crimp contacts separately

Han A®	1-16	09 20 016 3001	09 20 016 3101
	17-32	09 20 016 3011	09 20 016 3111

Panel cut out for inserts for use without hoods/housings



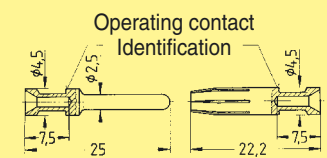
Identification	Wire gauge (mm²)	Part No.		Drawing	Dimensions in mm
		Male contacts	Female contacts		

Crimp contacts
Power contacts

silver plated

gold plated

silver plated	0.5	09 33 000 6121	09 33 000 6220
	0.75	09 33 000 6114	09 33 000 6214
	1.0	09 33 000 6105	09 33 000 6205
	1.5	09 33 000 6104	09 33 000 6204
	2.5	09 33 000 6102	09 33 000 6202
	3	09 33 000 6106	09 33 000 6206
	4	09 33 000 6107	09 33 000 6207
	gold plated	0.5	09 33 000 6122
0.75		09 33 000 6115	09 33 000 6215
1.0		09 33 000 6118	09 33 000 6218
1.5		09 33 000 6116	09 33 000 6216
2.5		09 33 000 6123	09 33 000 6223
3		09 33 000 6106	09 33 000 6206
4		09 33 000 6107	09 33 000 6207
4.0		09 33 000 6119	09 33 000 6221


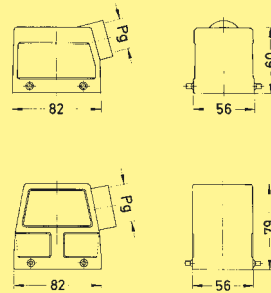

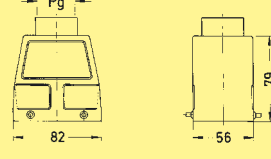

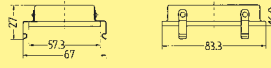

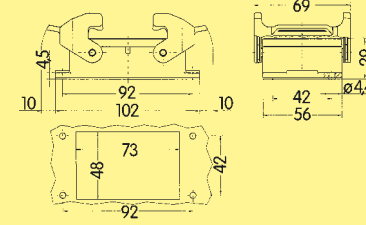

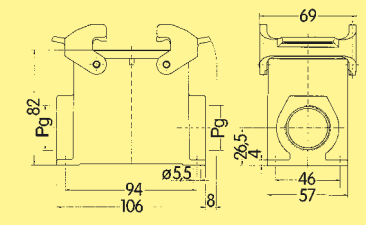




Crimp contact identification

Identification	Wire gauge	Stripping length
no groove	0.5 mm²	7.5 mm
1 groove*	0.75 mm²	7.5 mm
1 groove	1 mm²	7.5 mm
2 grooves	1.5 mm²	7.5 mm
3 grooves	2.5 mm²	7.5 mm
wide groove	3.0 mm²	7.5 mm
no groove	4 mm²	7.5 mm

* on the back crimp collar

with 2 levers on the housing for 2 inserts

Identification	Part No.		Pg	Drawing	Dimensions in mm
	Low construction	High construction			
Hoods side-entry 	09 20 032 1520	09 20 032 0520 09 20 032 0521	21 21 29		
		09 20 032 0420 09 20 032 0421	21 29		
Hoods top-entry 		09 20 032 0420 09 20 032 0421	21 29		
Protection cover 		09 20 032 5401			
Housing bulkhead mounting 		09 20 032 0301	-	 <p>Panel cut out</p>	
Housings surface mounting 			1 x 21 1 x 29		
			2 x 21 2 x 29		Blind way for one cable entry
Protection cover 		09 20 032 5405			

Stock items in bold type