



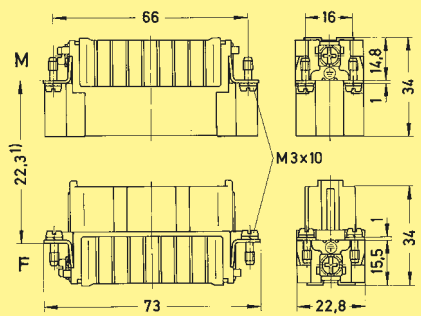
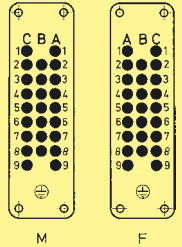

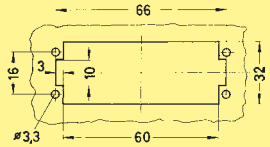
Number of contacts



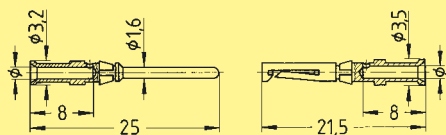
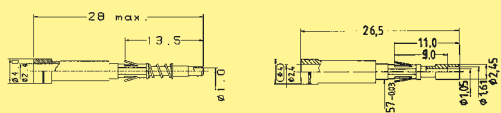
25+




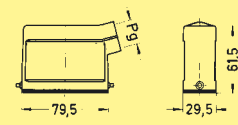
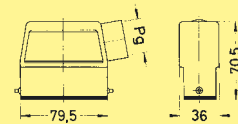

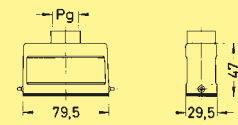
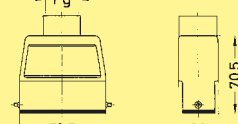

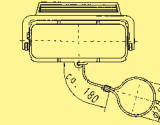

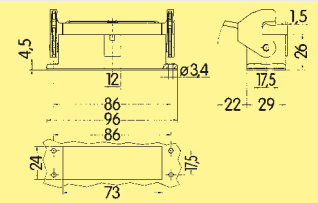
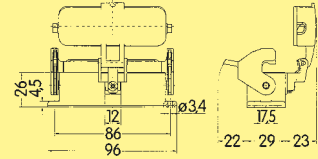


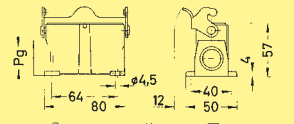
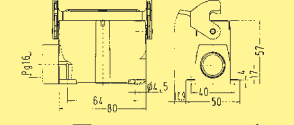
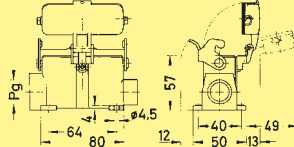

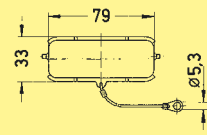
Inserts

Han D/DD

Identification	Series	Part No.		Drawing	Dimensions in mm
		Male insert (M)	Female insert (F)		
<b>Crimp terminal</b> Order crimp contacts separately 	Han D®	<b>09 21 025 3001</b>	<b>09 21 025 3101</b>	 <p>1) Distance for contact max. 24 mm</p> <p><b>Contact arrangement</b> View from termination side</p> 	
<b>Wrap terminal</b> 1 x 1 mm 	Han D®	<b>09 21 025 2601</b>	<b>09 21 025 2701</b>	<p>Panel cut out for inserts for use without hoods/housings</p> 	

Identification	Wire gauge (mm²)	Part No.		Drawing	Dimensions in mm																					
		Male contacts	Female contacts																							
<b>Crimp contacts</b>  silver plated   gold plated 	0.14-0.37 0.5 0.75 1.0 1.5 2.5  0.14-0.37 0.5 0.75 1.0 1.5 2.5	<b>09 15 000 6104</b> <b>09 15 000 6103</b> <b>09 15 000 6105</b> <b>09 15 000 6102</b> <b>09 15 000 6101</b> <b>09 15 000 6106</b>  <b>09 15 000 6124</b> <b>09 15 000 6123</b> <b>09 15 000 6125</b> <b>09 15 000 6122</b> <b>09 15 000 6121</b> <b>09 15 000 6126</b>	<b>09 15 000 6204</b> <b>09 15 000 6203</b> <b>09 15 000 6205</b> <b>09 15 000 6202</b> <b>09 15 000 6201</b> <b>09 15 000 6206</b>  <b>09 15 000 6224</b> <b>09 15 000 6223</b> <b>09 15 000 6225</b> <b>09 15 000 6222</b> <b>09 15 000 6221</b> <b>09 15 000 6226</b>		<table border="1"> <thead> <tr> <th>Wire gauge</th> <th>ø</th> <th>Stripping length</th> </tr> </thead> <tbody> <tr> <td>0.14-0.37 mm²</td> <td>AWG 26-22</td> <td>0.90 mm</td> </tr> <tr> <td>0.5 mm²</td> <td>AWG 20</td> <td>1.10 mm</td> </tr> <tr> <td>0.75 mm²</td> <td>AWG 18</td> <td>1.30 mm</td> </tr> <tr> <td>1 mm²</td> <td>AWG 18</td> <td>1.45 mm</td> </tr> <tr> <td>1.5 mm²</td> <td>AWG 16</td> <td>1.75 mm</td> </tr> <tr> <td>2.5 mm²</td> <td>AWG 14</td> <td>2.25 mm</td> </tr> </tbody> </table>	Wire gauge	ø	Stripping length	0.14-0.37 mm²	AWG 26-22	0.90 mm	0.5 mm²	AWG 20	1.10 mm	0.75 mm²	AWG 18	1.30 mm	1 mm²	AWG 18	1.45 mm	1.5 mm²	AWG 16	1.75 mm	2.5 mm²	AWG 14	2.25 mm
Wire gauge	ø	Stripping length																								
0.14-0.37 mm²	AWG 26-22	0.90 mm																								
0.5 mm²	AWG 20	1.10 mm																								
0.75 mm²	AWG 18	1.30 mm																								
1 mm²	AWG 18	1.45 mm																								
1.5 mm²	AWG 16	1.75 mm																								
2.5 mm²	AWG 14	2.25 mm																								
<b>FOC contacts</b> for 1 mm plastic fibre		<b>20 10 001 3213</b>	<b>20 10 001 3222</b>																							

with 1 lever on the housing

Identification	Part No.		Pg	Drawing	Dimensions in mm
	Low construction	High construction			
<b>Hoods</b> side-entry 	<b>09 20 016 1541</b>		16		
		<b>09 20 016 0540</b> <b>09 20 016 0541</b>	16 21		
	<b>Hoods</b> top-entry without cable-entry 	<b>09 20 016 1441</b>		16	
		<b>09 20 016 0440</b> <b>09 20 016 0441</b>	16 21		
		<b>09 20 016 0801</b>	—		
Protection covers for hoods 	<b>09 20 016 5423</b>				
<b>Housings</b> bulkhead mounting 	<b>09 20 016 0301</b>		—		
	with thermo- plastic cover <b>09 20 016 0321</b>		—		
<b>Housings</b> surface mounting 1 side-entry  2 side- entries 	<b>09 20 016 0251</b> <b>09 20 016 0252</b>		1 x 16 1 x 21		
	with thermo- plastic cover <b>09 20 016 0221</b> <b>09 20 016 0222</b>		1 x 16 1 x 21		
	<b>09 20 016 0291</b> with thermo- plastic cover <b>09 20 016 0296</b>		2 x 16 2 x 16		
Protection covers for housings 	<b>09 20 016 5425</b>				

Han Hoods  
Housings

30  
13

Stock items in bold type