

Number of contacts

10 +



Inserts

Identification	Series	Part No.		Drawing	Dimensions in mm
		Male insert (M)	Female insert (F)		
<p>Screw terminal</p>	Han A®	<b>09 20 010 2612</b>	<b>09 20 010 2812</b>		Screw terminal
<p>Crimp terminal Order crimp contacts separately</p>	Han A®	<b>09 20 010 3001</b>	<b>09 20 010 3101</b>		Crimp terminal

<sup>1)</sup> Distance for contact max. 24 mm

View from termination side

M	6 ● ● ● ● ● ● ● ● ● ●	F	1 ● ● ● ● ● ● ● ● ● ●
	7 ● ● ● ● ● ● ● ● ● ●		2 ● ● ● ● ● ● ● ● ● ●
	8 ● ● ● ● ● ● ● ● ● ●		3 ● ● ● ● ● ● ● ● ● ●
	9 ● ● ● ● ● ● ● ● ● ●		4 ● ● ● ● ● ● ● ● ● ●
	10 ● ● ● ● ● ● ● ● ● ●		5 ● ● ● ● ● ● ● ● ● ●

Panel cut out for inserts for use without hoods/housings


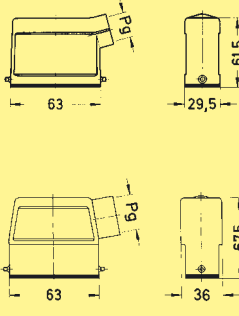

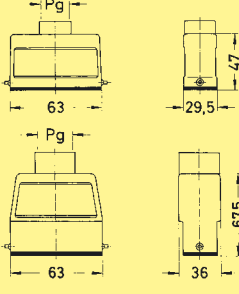

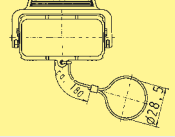

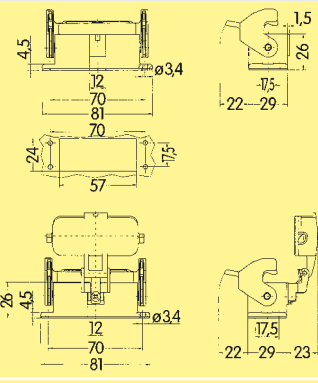


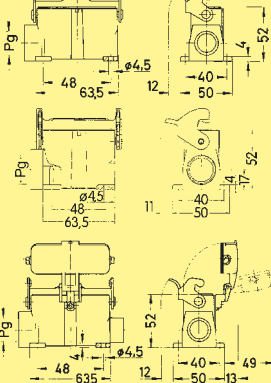

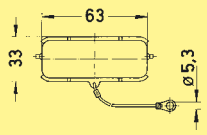
Identification	Wire gauge (mm <sup>2</sup> )	Part No.		Drawing	Dimensions in mm
		Male contacts	Female contacts		
<p>Crimp contacts</p> <p>Power contacts</p> <p>silver plated</p>	0.5 0.75 1.0 1.5 2.5 3 4	<b>09 33 000 6121</b> <b>09 33 000 6114</b> <b>09 33 000 6105</b> <b>09 33 000 6104</b> <b>09 33 000 6102</b> <b>09 33 000 6106</b> <b>09 33 000 6107</b>	<b>09 33 000 6220</b> <b>09 33 000 6214</b> <b>09 33 000 6205</b> <b>09 33 000 6204</b> <b>09 33 000 6202</b> <b>09 33 000 6206</b> <b>09 33 000 6207</b>		Operating contact Identification
<p>gold plated</p>	0.5 0.75 1.0 1.5 2.5 4.0	<b>09 33 000 6122</b> <b>09 33 000 6115</b> <b>09 33 000 6118</b> <b>09 33 000 6116</b> <b>09 33 000 6123</b> <b>09 33 000 6119</b>	<b>09 33 000 6222</b> <b>09 33 000 6215</b> <b>09 33 000 6218</b> <b>09 33 000 6216</b> <b>09 33 000 6223</b> <b>09 33 000 6221</b>		Crimp contact identification

Identification	Wire gauge	AWG	Stripping length
no groove	0.5 mm <sup>2</sup>	AWG 20	7.5 mm
1 groove*	0.75 mm <sup>2</sup>	AWG 18	7.5 mm
1 groove	1 mm <sup>2</sup>	AWG 18	7.5 mm
2 grooves	1.5 mm <sup>2</sup>	AWG 16	7.5 mm
3 grooves	2.5 mm <sup>2</sup>	AWG 14	7.5 mm
wide groove	3.0 mm <sup>2</sup>	AWG 12	7.5 mm
no groove	4 mm <sup>2</sup>	AWG 12	7.5 mm

\* on the back crimp collar

Han A

with 1 lever on the housing

Identification	Part No.		Pg	Drawing	Dimensions in mm
	Low construction	High construction			
<b>Hoods</b> side-entry 	<b>09 20 010 1541</b>		16		
		<b>09 20 010 0540</b> <b>09 20 010 0541</b>	16 21		
<b>Hoods</b> top-entry without cable-entry 	<b>09 20 010 1440</b>		13.5		
		<b>09 20 010 0440</b> <b>09 20 010 0441</b>	16 21		
		<b>09 20 010 0801</b>	—		
Protection covers for hoods 	<b>09 20 010 5423</b>				
<b>Housings</b> bulkhead mounting 	<b>09 20 010 0301</b>		—		
		with thermo- plastic cover <b>09 20 010 0321</b>	—		
<b>Housings</b> surface mounting 1 side-entry  2 side- entries 	<b>09 20 010 0251</b> <b>09 20 010 0252</b>		1 x 16 1 x 21		
		with thermo- plastic cover <b>09 20 010 0221</b> <b>09 20 010 0222</b>	1 x 16 1 x 21		
		<b>09 20 010 0291</b>	2 x 16		
		with thermo- plastic cover <b>09 20 010 0296</b>	2 x 16		
Protection covers for housings 	<b>09 20 010 5425</b>				

Stock items in bold type