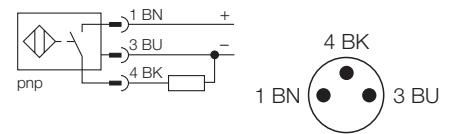


- rectangular, height 6mm
- plastic, PA12
- magnet-inductive sensor
- 3-wire DC, 10..0.30 VDC
- normally open, pnp output
- connector, M8 x 1

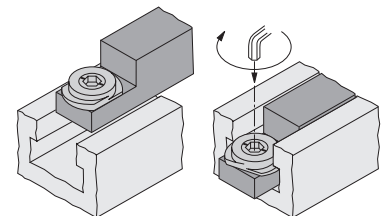
Wiring diagram



| | |
|---|----------------------------|
| Type | BIM-INT-AP6X-V1131 |
| Ident-No. | 4623502 |
| Pass speed | ≤ 10 m/s |
| Hysteresis | ≤ 1 mm |
| Temperature drift | ≤ 0.1 mm |
| Repetition accuracy | ≥ ± 0.1 mm |
| Ambient temperature | -25...+ 70 °C |
| Operating voltage | 10... 30 V DC |
| Residual ripple | ≤ 10 % U _{SS} |
| DC rated operational current | ≤ 200 mA |
| No-load current I ₀ | ≤ 15 mA |
| Residual current | ≤ 0.1 mA |
| Switching frequency | ≤ 1 kHz |
| Rated insulation voltage | ≤ 0.5 kV |
| Output function | 3-wire, normally open, pnp |
| Short-circuit protection | yes / cyclic |
| Voltage dip at I _e | ≤ 1.8 V |
| Wire breakage / reverse polarity protection | yes / complete |
| Housing style | rectangular; INT |
| Dimensions | 32x 5x 6mm |
| Housing material | plastic, PA12 |
| Material active area | plastic, PA12 |
| Fixing screw tightening torque | 0.4 Nm |
| Connection | connector, M8 x 1 |
| cable quality | Ø 3, LiYY-11Y, PUR, 0.3 m |
| Cable cross section | 3 x 0.14 mm ² |
| Vibration resistance | 55 Hz (1 mm) |
| Shock resistance | 30g (11 ms) |
| Protection degree | IP67 |

Function principle


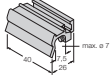

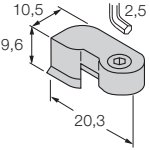




Magnetic field sensors are actuated by magnetic fields and are especially suited for piston position detection in pneumatic cylinders. Based on the fact that magnetic fields can permeate non-magnetizable metals, it is possible to detect a permanent magnet attached to the piston through the aluminium wall of the cylinder.



| | |
|---|--|
| Mounting on the following profiles | |
|---|--|

| | |
|-----------------------------|------------|
| Switch state display | LED yellow |
|-----------------------------|------------|

Accessories

| Type code | Ident-No. | Short text | Dimension drawing |
|-------------|-----------|---|---|
| KLZ1-INT | 6970410 | mounting on  tie-rod cylinders; cylinder diameter: 32..0.40 mm; material: Aluminium; further mounting accessories for other cylinder diameters on request |  |
| KLDT-1 | 6913342 | mounting on  dovetail groove cylinders; clamping width: 10.5..0.120.4 mm; material: Aluminium; further mounting accessories for other clamping widths on request |  |
| KLR1 | 6970600 | mounting to  round cylinders; material: Trogamid; please order retaining straps separately |  |
| INT STOPPER | 6900473 | mounting on  T-groove cylinders; replacement without loss of switch-point with additional clamp INT stopper; T-groove dimensions: 5..0.50.6 mm |  |